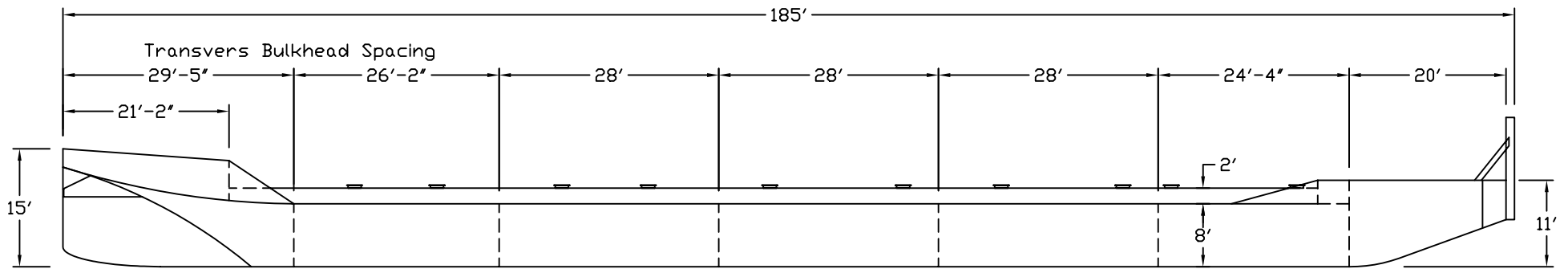






CSM 29 - Deck Plan



CSM 29 - Elevation

Legend

-  - 24" Round Hatch
-  - 20"x 25" Oval Hatch
-  - Pad Eye
-  - 42" Cleat

 <b>CS MARINE CONSTRUCTORS, INC.</b>	
TITLE <b>CSM 29 - FLAT BARGE</b>	DATE <b>03/16/09</b>